
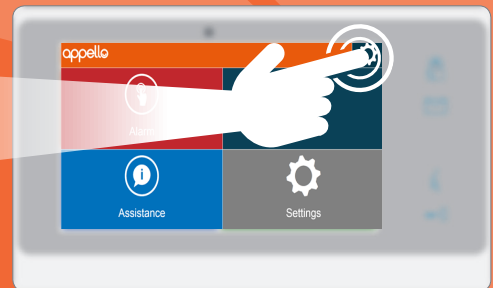


DISARMING THE INTRUDER ALARM

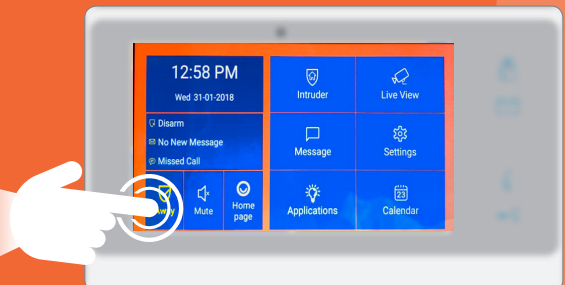
STEP 1

On entering your apartment proceed to the LivingHub immediately. Press the settings button 



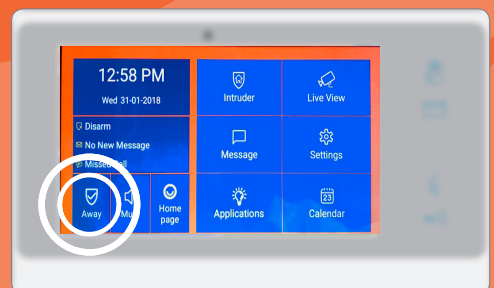
STEP 2

Press the yellow 'Away' icon in the bottom left corner. You will be presented with a keypad



STEP 3

Enter your passcode to disarm the alarm, followed by 'Confirm'. The button will return to its original white colour and you will hear a confirmation chime



A large, light grey circular graphic composed of two concentric arcs, centered on the page. The inner arc is smaller than the outer one, creating a ring-like shape.

ALL OF OUR HOW TO... STEP BY STEP GUIDES ARE
AVAILABLE IN VIDEO FORMAT, AND CAN BE VIEWED AT;

WWW.APPELLO.CO.UK/VIDEOS

The Appello logo, featuring the word "appello" in a lowercase, white, sans-serif font. The letter "o" is stylized with a white circle inside it.

appello

To talk to us about how our range of products and services can help keep you
safe, call us on **0333 321 6470** or email **sales@appello.co.uk**