


# CHANGING THE INTRUDER ALARM PIN CODE

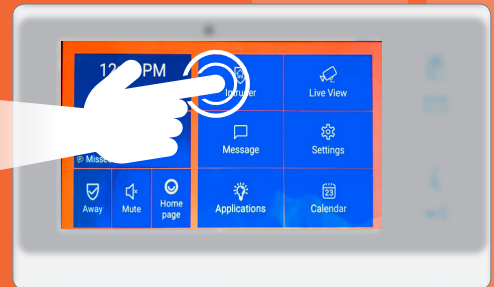
## STEP 1

From the LivingHub home screen press the settings button 



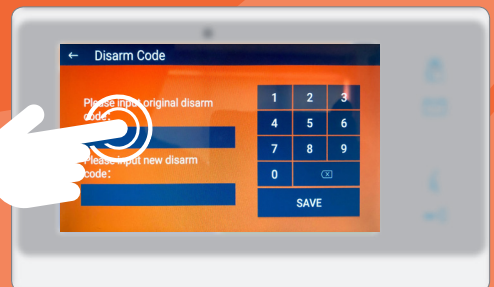
## STEP 2

In the following menu select the 'Intruder' button, followed by the 'Disarm Alarm' button



## STEP 3

Enter the original 'Disarm code' supplied by the maintenance provider in the top box and your new disarm code in the two boxes below by using the keypad on the right. Scroll down and confirm your new disarm code again. Then select 'Save'





ALL OF OUR HOW TO... STEP BY STEP GUIDES ARE  
AVAILABLE IN VIDEO FORMAT, AND CAN BE VIEWED AT;

[WWW.APPELLO.CO.UK/VIDEOS](http://WWW.APPELLO.CO.UK/VIDEOS)



appello

To talk to us about how our range of products and services can help keep you  
safe, call us on **0333 321 6470** or email **sales@appello.co.uk**