
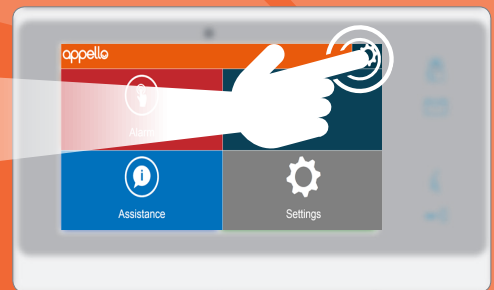


ARMING THE INTRUDER ALARM

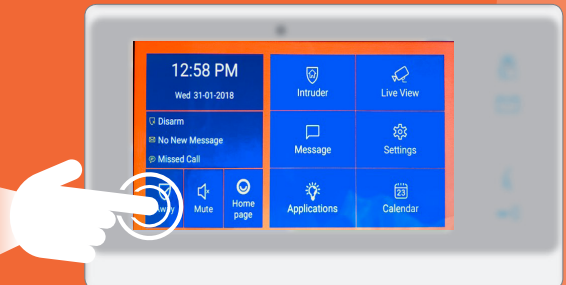
STEP 1

On entering your apartment proceed to the LivingHub immediately. Press the settings button 



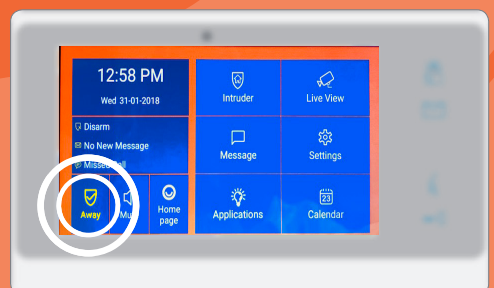
STEP 2

Press the 'Away' icon in the bottom left corner. You will be presented with a keypad



STEP 3

Enter your passcode to arm the alarm, followed by 'Confirm'. The button will turn yellow and you will hear a confirmation chime



A large, light gray circular graphic composed of two concentric arcs, resembling a stylized 'C' or a partial circle, centered on the page.

ALL OF OUR HOW TO... STEP BY STEP GUIDES ARE
AVAILABLE IN VIDEO FORMAT, AND CAN BE VIEWED AT;

WWW.APPELLO.CO.UK/VIDEOS

The Appello logo, featuring the word 'appello' in a lowercase, sans-serif font, followed by a circular icon containing a stylized 'o' shape.

appello

To talk to us about how our range of products and services can help keep you
safe, call us on **0333 321 6470** or email **sales@appello.co.uk**