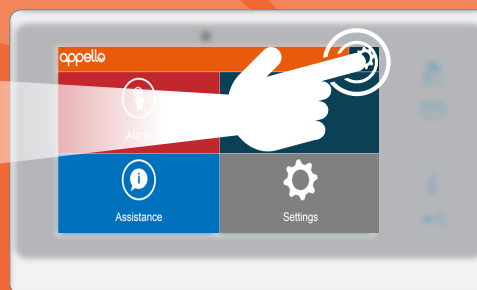


ACTIVATING / DEACTIVATING THE CAMERA

By deactivating the camera this will stop transmission of out going video.

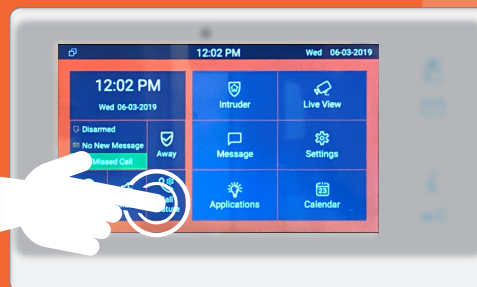
STEP 1

From the LivingHub home screen press the settings button 



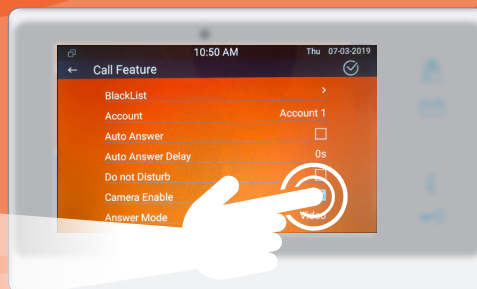
STEP 2

In the settings menu select the 'Call Feature' icon



STEP 3

In the following screen select the box to the right of the 'Camera Enabled' option, a will appear. Save the settings by selecting the ✓ in the top right of screen





ALL OF OUR HOW TO... STEP BY STEP GUIDES ARE
AVAILABLE IN VIDEO FORMAT, AND CAN BE VIEWED AT;

WWW.APPELLO.CO.UK/VIDEOS



appello

To talk to us about how our range of products and services can help keep you
safe, call us on **0333 321 6470** or email **sales@appello.co.uk**