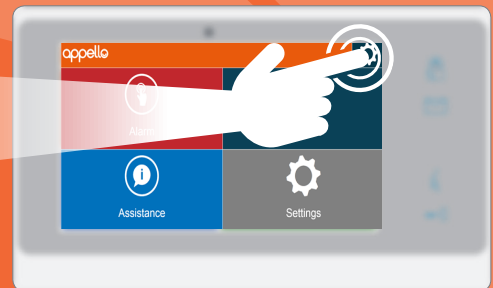


# ACTIVATING / DEACTIVATING DO NOT DISTURB

Do Not Disturb will prevent incoming calls to your LivingHub, but you are still able to activate the alarm and make calls.

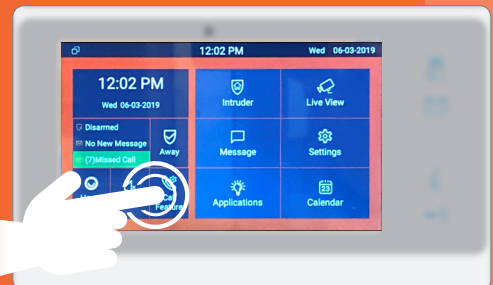
## STEP 1

From the LivingHub home screen press the settings button 



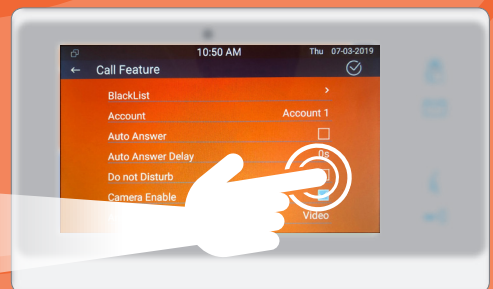
## STEP 2

In the settings menu select the 'Call Feature' icon



## STEP 3

In the following screen select the box to the right of the 'Do Not Disturb' option, a  will appear. Save the settings by selecting the ✓ in the top right of screen





ALL OF OUR HOW TO... STEP BY STEP GUIDES ARE  
AVAILABLE IN VIDEO FORMAT, AND CAN BE VIEWED AT;

[WWW.APPELLO.CO.UK/VIDEOS](http://WWW.APPELLO.CO.UK/VIDEOS)



appello

To talk to us about how our range of products and services can help keep you  
safe, call us on **0333 321 6470** or email **sales@appello.co.uk**